

PLANETARY RIGID AXLES




1

CAST DESIGN



2

PATENTED SELF-COOLED
TURBO BRAKE



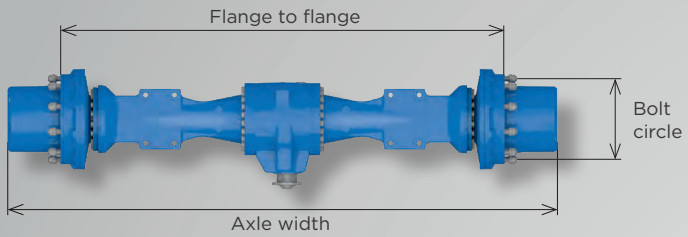
3

DIFFERENTIAL LOCKS
MDDL
OR NOSPIN®
OR DOG CLUTCH
OR LIMITED SLIP

TYPE	SAP 55	SAP 75	SAP 76	SAP 77	SAP 87	SAP 88	SAP 89	SAP 99*
Ratio	15.29 - 29.32	10.87 - 31.79	11.33 - 34.87	10.87 - 29.39	13.33 - 30.86	16.9 - 23.4	19.38	17.18 - 27.06
Static axle load up to [kN]	400	440	220	300	340	400	450	450
Dynamic axle load [kN]	200	300	170	180	250	250	300	191
Max. speed [kph]	40	50	55	55	30	60	60	43
Parking brake	Optional							
Service brake	Optional							
Input torque [Nm]	3200	3300	4100	5000	6000	6600	7000	8500
Input RPM	3600	3600	3600	3600	3200	4200	3300	3000
Axle width [mm]	2100 - 2755	1485 - 2780	2408 - 2850	2408 - 2850	2430 - 3031	3252	2500 - 3300	2891 - 3192
Flange-to-flange [mm]	1742 - 2285	1107 - 2240	2030 - 2424	2028 - 2370	2030 - 2541	2756	2000 - 2800	2320 - 2620
Bolt circle [mm]	335	425	425	425	500	500	500	605
Drive flange	DIN/MECHANICS/SPICER in different sizes							
Differential locks	MDDL/NoSpin® / dog clutch/limited slip							

* Optional: use of twin-tyres







PLANETARY RIGID AXLES

Product features:

- > Modular configuration of track-proven components to meet customer needs
- > Mounting options: fixed or oscillating



NAF is the expert for power transmission, traction and load capacity on mobile working machines. Our gears and axles create a substantial competitive advantage in the heavy-duty off-highway industry. As a system partner we have been mastering the tasks of our market-leading customers since 1960 and invest 5% of our annual turnover into research and development.

As our customer you benefit directly from our passion for innovation that guarantees your success.



AT HOME ON **3** CONTINENTS



48

Supplied countries worldwide

More than 650

Employees in total

28.000 m²

of production area

40.000

Components sold each year

18

Patents and
protected innovations

20

Employees working in
R&D/PDP

Headquarters and production

NAF Neunkirchener Achsenfabrik AG
Weyhausenstrasse 2
91077 Neunkirchen am Brand
Germany
T: +49 9134 702-0
F: +49 9134 702-653
info@nafaxles.com

For more information about our
branches in North America, France,
Germany (HQ), Russia & China visit:



NAF • MODULAR-MINDED AXLES

NAFAXLES.COM